

INSTALLATION INSTRUCTIONS

Model # 72572

READ AND SAVE THESE INSTRUCTIONS

WARNING! SHUT POWER OFF AT FUSE OR CIRCUIT BREAKER.

AVERTISSEMENT! COUPER LE COURANT AU NIVEAU DES FUSIBLES OU DU DISJONCTEUR.

PREPARING FOR INSTALLATION (Fig. 1)

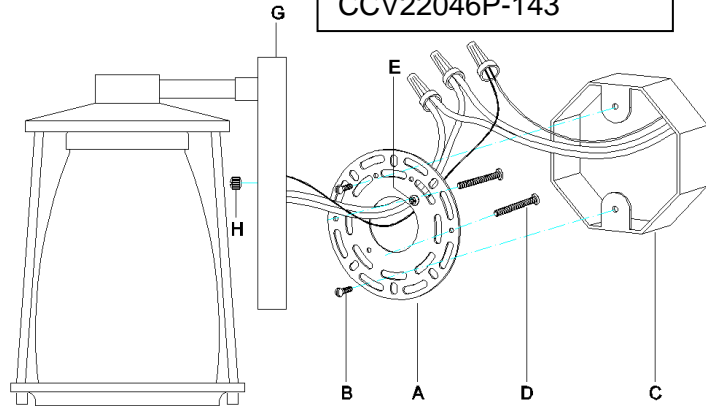
1. Shut off the power at the fuse box or circuit breaker box and remove the old fixture, including the mounting hardware.
2. Carefully unpack your new fixture and lay out all the parts in a clear area. Take care not to misplace any small parts necessary for installation.
3. Attach circular strap (A) using outlet box screws (B) to the outlet box (C) (not included). Make sure "GND" facing outside. (Fig 1)

Fig. 1

SET A-021

- Circular Strap
- Ground Screw
- Mounting Screws(2)

72572-Candle Sleeve #
CCV22046P-143



CONNECTING THE WIRES (Fig. 2)

4. Connect the electrical wires as shown in Fig.2. Make sure that all wire connectors are secured. If your outlet box has a ground wire (green or bare copper), connect the fixture's ground wire to it. Otherwise, connect the fixture's ground wire directly to the circular strap using the green screw (E) provided.

COMPLETING THE INSTALLATION (Fig. 1)

5. Align back plate (G) onto screws (D) and secure with ball nut (H) (Fig 1).
6. To prevent moisture from entering the outlet box (C) and causing a short, use clear silicone sealant (i.e. Indoor/Outdoor Silicone Sealant) to outline the outside of fixture back plate (G) where it meets the wall leaving a space at bottom to allow moisture a means to escape. (Fig.3)
7. At this point, install 3*60W/E12/B bulb (no bulb included) in accordance with the fixture specification.

DO NOT EXCEED THE MAXIMUM WATTAGE RATING! (NE PAS DEPASSER LA PUISSANCE NOMINALE MAXIMALE!)

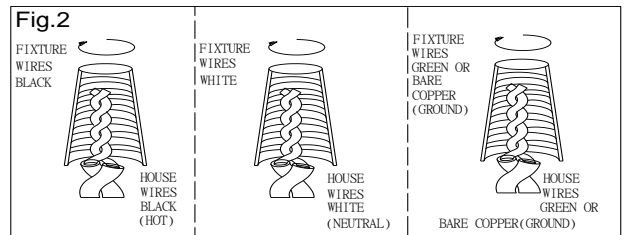
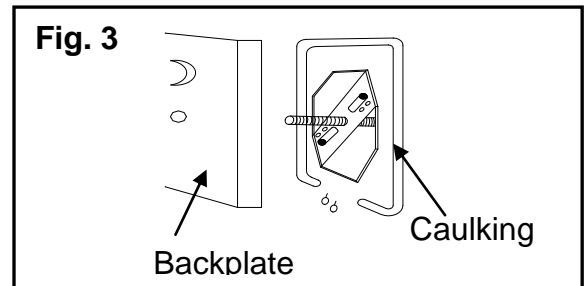


Fig. 3



Your installation is now complete. Return power to the outlet box and test the fixture.

“CAUTION-RISK OF FIRE CONSULT A QUALIFIED ELECTRICIAN TO ENSURE CORRECT BRANCH CIRCUIT CONDUCTOR”

ATTENTION – RISQUE D’INCENDIE, CONSULTER UN ÉLECTRICIEN QUALIFIÉ POUR VOUS ASSURER QUE LES CONDUCTEURS DE LA DÉRIVATION SONT ADEQUATS.

